



Fire protection thermostat

TKM2

for air ducts

Fire protection thermostat for monitoring of air duct temperatures

- Switch-over contact AC 250 V / 10(2) A
- Measuring range 20 ...110 °C

Use

The TKM2 fire protection thermostat is typically used for monitoring temperatures in air ducts, to prevent the outbreak of fire. When the duct temperature rises to the preselected setpoint the thermostat switches over.

Ordering

When placing an order, please specify the quantity, product description and type code.

Example:

1 fire protection thermostat, type TKM2

Technical design

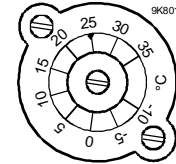
The housing of the fire protection thermostat is made of plastic and is equipped with a removable cover which is fixed with 2 screws. The housing is fixed to a metal mounting plate.

The sensor probe of the TKM2 fire protection thermostat is located inside the wire spiral soldered to the mounting plate. The sensor operates according to liquid expansion principles.

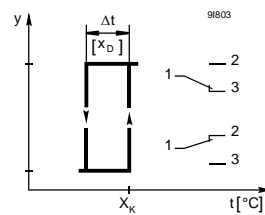
Adjustment

To adjust the setting, remove the housing cover.

- Setpoint XK : adjustable 20 ...110 °C
- Switching differential Δt :
- It cannot be adjusted: 2 K, fixed



Operating diagram



Mounting notes

Mounting instructions are enclosed with the thermostat (Ref. 35199).
The thermostat housing is fixed to the outside of the air duct.

Disposal



The devices are considered electronics devices for disposal in term of European Directive 2012/19/EU and may not be disposed of as domestic waste.

- Dispose of the device via the channels provided for this purpose
- Comply with all local and currently applicable laws and regulations.

Technical data

General device data	Output	Voltage free
	Contact rating	Max. AC 250 V
		Max. 10 A resistive
		Max. 2 A inductive, $\cos \varphi > 0.2$
	Voltage against earth	Max. AC 250 V
	External supply line protection (EU)	Fuse slow max. 10 A
		or Circuit breaker max. 13 A Characteristic B, C, D according to EN 60898
	Setpoint X_k	20 ... 110 °C
	Switching differential Δt	2 K, fixed
	Mounting position	Any
	Housing materials	Plastic
	Cable entry	PG11
	Protection class	I according to EN 60730-1
	Protection degree of housing	IP54 according to EN 60529
	Ambient temperature	
	Housing top	Max 100 °C
	Sensor	Max 10 % above measured value
Weight	0.52 kg	
Directives and Standards	Product standard	EN 60730-1
	EU Conformity (CE)	CA1T1224xx ^{*)}

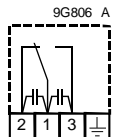
^{*)} The documents can be downloaded from <http://siemens.com/bt/download>.

Connection terminals

Contact position 'Cold'

Caution

Observe the technical data for the switching contact: max. AC 250 V / 10(2) A



Dimensions

All dimensions in mm

